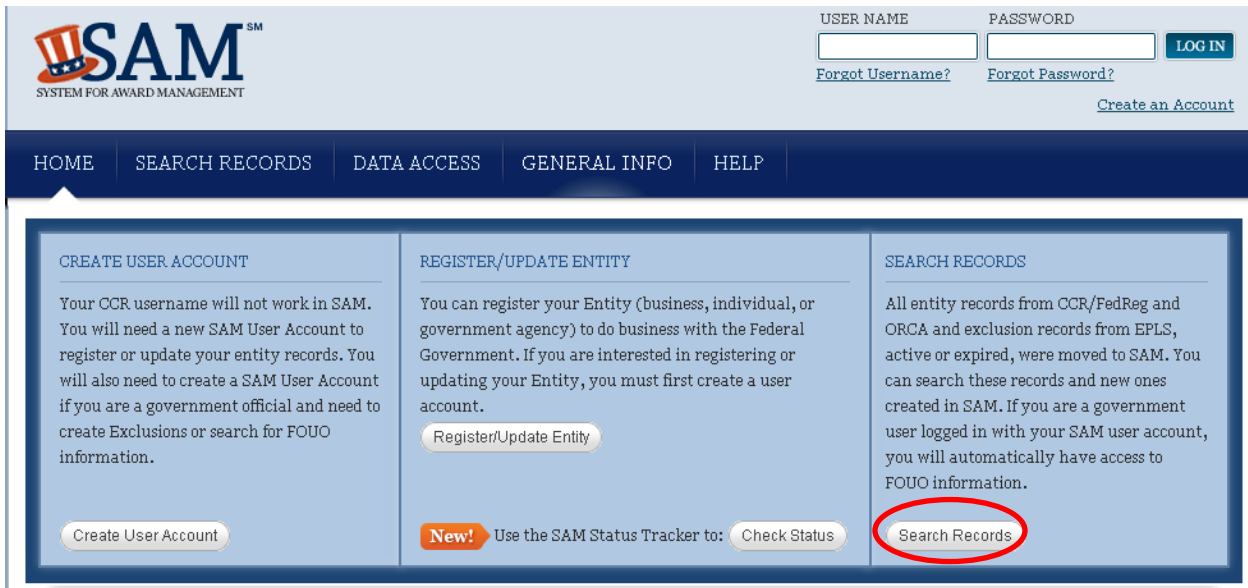


How to verify status of SAM account

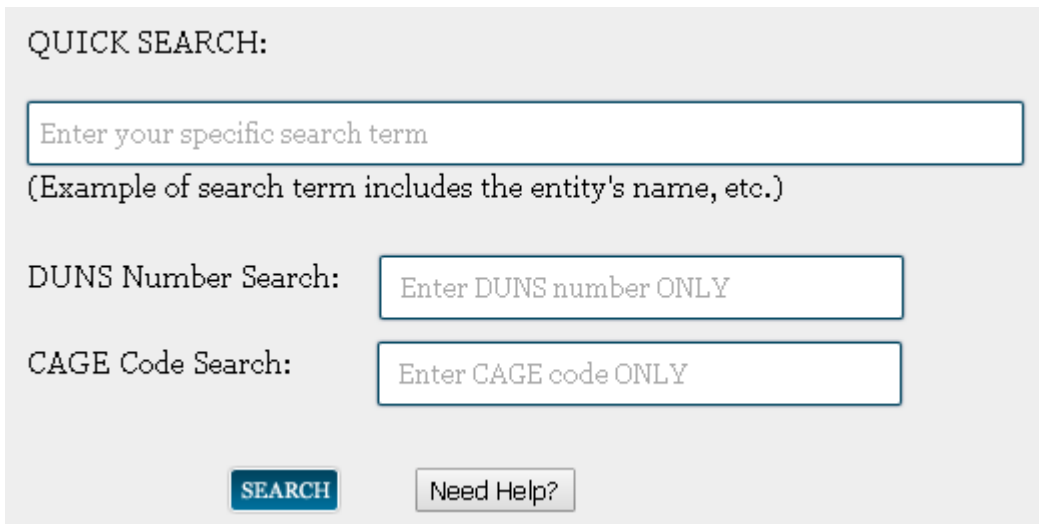
The SAM and the CAGE Code are the same. However, you must ensure that the agency's SAM number is active. To verify active status of the SAM number follow the steps below.

1. Go to <https://www.sam.gov/portal/SAM/##11>

2. Select **Search Records**.

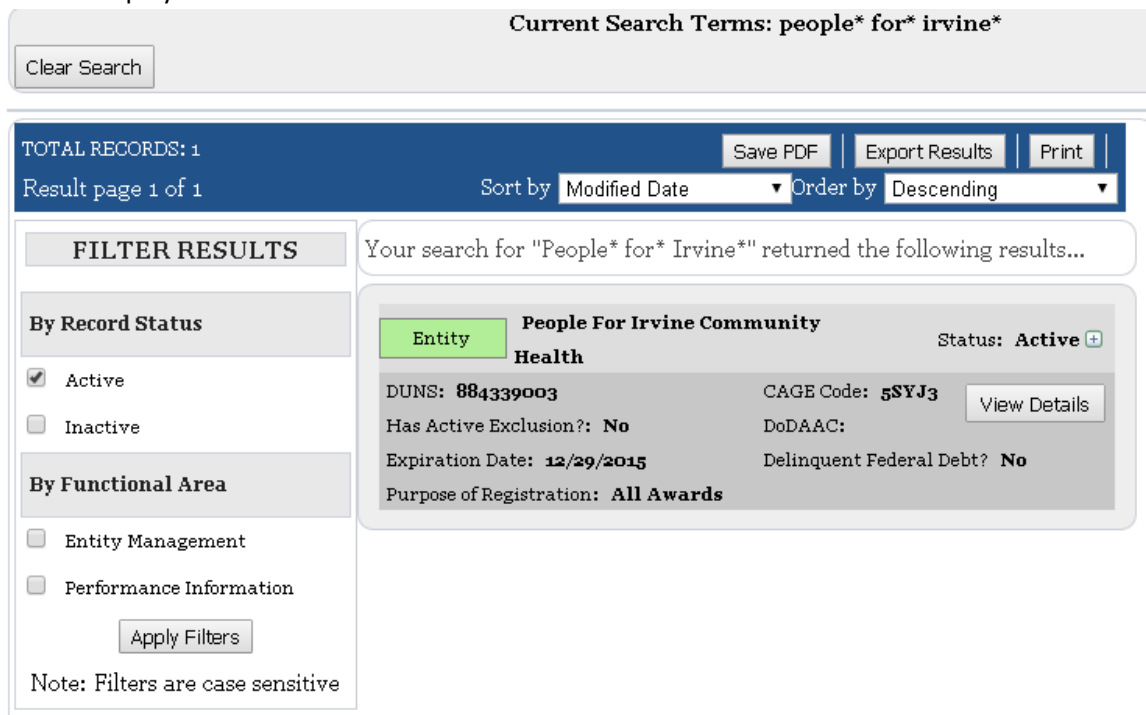


3. Utilizing **Quick Search** input agency's name, **DUNS number**, or **CAGE code**, in the appropriate field. Then select **Search**.



Note: Try searching by all three options, as it could be that the agency name is not updated or it was spelled/formatted differently. If you are unable to locate your agency, refer to [SAM Getting Started Guide](#) on page 3.

4. The search will lead you to a results page. Depending on how specific your search will depend on the number of results displayed.



5. Selecting **View Details** will navigate to an Entity Dashboard. Once you are at this page, take a look at the Status displayed. If it is **Active**, you will take a screenshot, print it, and include it in the tab for Exhibit 1. If it is **Inactive** you will need to follow the [Quick Start Guide for Updating/Renewing an Entity](#).

The screenshot shows the SAM Entity Dashboard for 'People For Irvine Community Health'. The top header bar is dark blue with white text. On the left, there is a navigation menu with links for Entity Overview, Entity Record, Core Data, Assertions, Reps & Certs, POCs, Reports, Service Contract Report, BioPreferred Report, Exclusions, Active Exclusions, Inactive Exclusions, and Excluded Family Members. A 'RETURN TO SEARCH' button is at the bottom of the menu. The main content area is white and contains the following information:

Entity Dashboard
People For Irvine Community Health
DUNS: 884339003 CAGE Code: 5SYJ3
Status: Active (circled in red)
Expiration Date: 12/29/2015
Purpose of Registration: All Awards
1505 E 17th St Ste 108
Santa Ana, CA, 92705-8520 ,
UNITED STATES

Entity Overview

Entity Information

Name: People For Irvine Community Health
Doing Business As: 2-1-1 Orange County
Business Type: Business or Organization
POC Name: Karen Williams
Registration Status: Active
Activation Date: 01/06/2015
Expiration Date: 12/29/2015

Exclusions

Active Exclusion Records? No

SAM Getting Started Guide

You must have an active registration in SAM to do business with the Federal Government. If you already started your registration, check your status by entering your DUNS number or (N)CAGE Code in the [SAM Status Tracker](#).

If you have not yet started your registration, please create an individual user account and log into SAM to register your entity. To register in SAM, at a minimum, you will need the following information:

- Your DUNS Number, Legal Business Name, and Physical Address from your Dun & Bradstreet (D&B) record
 1. If you do not already have a DUNS Number, you can request one for free from D&B at <http://fedgov.dnb.com/webform>.
- Your Taxpayer Identification Number (TIN) and Taxpayer Name associated with your TIN. Review your tax documents from the IRS (such as a 1099 or W-2 form) to find your Taxpayer Name.
- Your bank's routing number, your bank account number, and your bank account type, i.e. checking or savings, to set up Electronic Funds Transfer (EFT).